

**APPLICATION AND  
CERTIFICATION IN LIEU OF  
INSPECTION FOR CERTIFICATE  
OF SMOKE ALARM, CARBON MONOXIDE  
ALARM, AND PORTABLE FIRE  
EXTINGUISHER COMPLIANCE**

Dwelling Location: Block: \_\_\_\_\_ Lot: \_\_\_\_\_  
(not mailing address) Street: \_\_\_\_\_  
Municipality: \_\_\_\_\_ County: \_\_\_\_\_

\*NOTE: ALL BOXES MUST BE CHECKD IN ORDER FOR CERTIFICATION TO BE VALID

- Smoke alarm on each level of the dwelling, including basements, excluding attic or crawl space; and  
  Smoke alarm and carbon monoxide alarm outside each separate sleeping area; and within 10 feet of bedrooms  
  All smoke alarms are in working order.   Carbon monoxide alarm(s) in working order  
  Fire extinguisher is the correct size, is properly mounted, and is located within 10 feet of the kitchen  
This is a \_\_\_\_\_ story dwelling   with   without a basement.

An inspection shall be conducted by the owner or an authorized representative of the owner. The smoke alarms required above shall be located in accordance with NFIPA 74; the carbon monoxide alarm(s) installed per NFPA-720. The alarms are not required to be interconnected. Battery powered alarms are acceptable. Note: AC powered and/or interconnected alarms and smoke detectors installed in homes constructed after January, 1977 shall be maintained in working order. The fire extinguisher is installed per P.L. 2005, c.71 (N.J.S.A. 52:27D-198.1 et seq).

Please mail certificate to: \_\_\_\_\_ Phone #: \_\_\_\_\_  
\_\_\_\_\_  
\_\_\_\_\_  
Fax #: \_\_\_\_\_  
Zip: \_\_\_\_\_

Contact person: \_\_\_\_\_ Phone #: \_\_\_\_\_ Closing Date: \_\_\_\_\_

I do hereby certify that the foregoing statements made by me are true. I am aware that if any of the foregoing statements made by me are willfully false, I will be subject to penalty.

Sworn and subscribed to before me this \_\_\_\_\_ day of \_\_\_\_\_, 20\_\_\_\_\_.

\_\_\_\_\_  
Notary Signature

\_\_\_\_\_  
Applicant Signature

\_\_\_\_\_  
Printed Name

Note: Once issued, a Certificate is not transferable, nor is a fee refundable. If the change of occupant does not occur within 6 months, a new application shall be required.

**FOR OFFICE USE ONLY**

Log Number: \_\_\_\_\_ Check Number: \_\_\_\_\_

\*\* PLEASE BE ADVISED IF YOU ARE APPROVED BY WAY OF AFFIDAVIT, THE WEST NEW YORK FIRE PREVENTION BUREAU RESERVES THE RIGHT TO CONDUCT A FOLLOW-UP INSPECTION WITHIN TWELVE (12) MONTHS AFTER THE DATE OF AFFIDAVIT APPROVAL, TO ENSURE COMPLIANCE WITH PROVISIONS OF NFIPA 74 and NFPA-720. \*\*

**WHERE TO LOCATE ALARMS:**

Alarms are to be located on every level of a residence, (basement, first floor, second floor) excluding crawl spaces and unfinished attics, and in every separate sleeping area, between sleeping areas and living areas such as the kitchen, garage, basement or utility room. In homes with only one sleeping area on one floor, an alarm is to be placed in the hallway outside each sleeping areas as shown in Figure 1. In single floor homes with two separate sleeping areas, two alarms are required, outside each sleeping areas as shown in Figure 2. In multi-level homes, alarms are to be located outside sleeping areas and at every finished level of the home as shown in Figure 3. Basement level alarms are to be located in close proximity to the bottom of basement stairwells as shown in Figure 4.

**WHERE NOT TO LOCATE ALARMS:**

To avoid false alarms and/or improper operation, avoid installation of smoke alarms in the following areas:

- Kitchens-smoke from cooking may cause nuisance alarm.
- Bathrooms -excessive steam from a shower may cause a nuisance alarm.
- Near forced air ducts-used for heating or air conditioning-air movement may prevent smoke from reaching alarm.
- Near furnaces of any type-air and dust movement and normal combustion products may cause a nuisance alarm.
- The 4 inch "Dead Air" space where the ceiling meets the wall, as shown in Figure 5.
- The peak of an "A" frame type of ceiling-"Dead Air" at the top may prevent smoke from reaching alarm.

**FURTHER INFORMATION ON ALARM PLACEMENT:**

For further information about alarm placement consult the National Protection Association's Standard No. 74-1984, titled "Household Fire Warning Equipment." This publication may be obtained by writing to the Publication Sales Department, National Fire Protection Association, Batterymarch Park, Quincy, MA. 02269.

**CARBON MONOXIDE ALARMS** are to be located in every separate sleeping area per NFPA 720 and manufacturer's recommendations.

**WHERE TO LOCATE FIRE EXTINGUISHER:**

Within 10 feet of the kitchen and located in the exit or travel path; and is visible and in a readily accessible location. The top of the fire extinguisher is not more than 5 feet above the floor and is mounted using manufacturers hanger or brackets. Minimum size of 2A:10B:C and weigh no more than 10 pounds, is accompanied with the owners manual or with the proper written instructions. The extinguisher is listed, labeled, charged and operable. The extinguisher must have been serviced and tagged by a contractor certified by the New Jersey Division of Fire Safety within the past 12 months or seller must provide a recent proof of purchasing receipt.

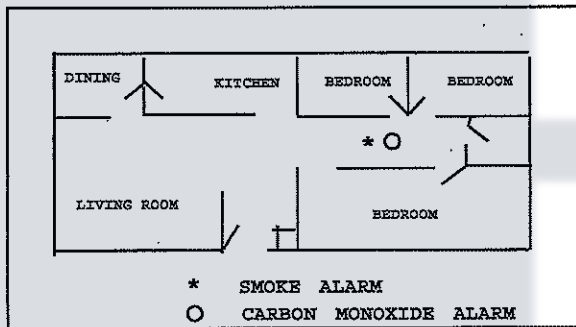


Figure 1

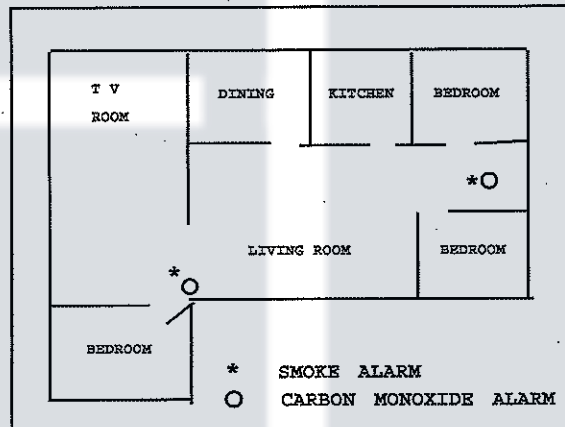


Figure 2

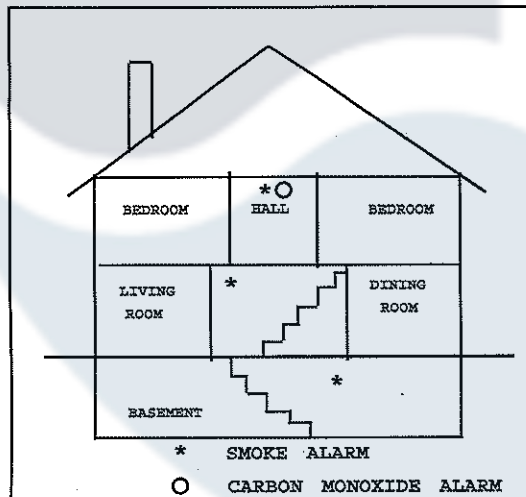


Figure 3

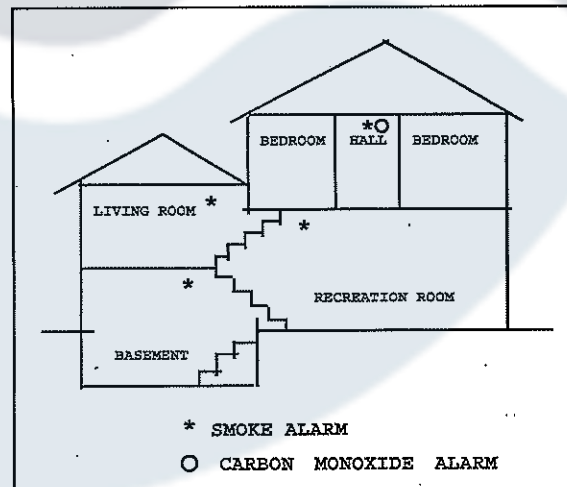


Figure 4

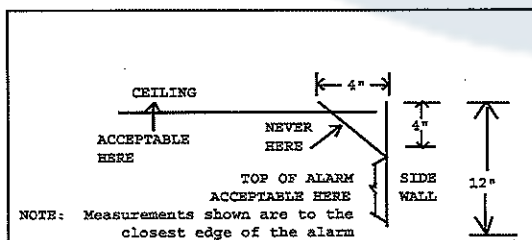


Figure 5